

Hidden Hills Elementary School

San Ramon Valley Unified School District
English Learner Advisory Committee (ELAC) Presentation 12.6.23

English Language Advisory Committee (ELAC) Basics

- The English Language Advisory Committee is a committee of parents, staff, and community members specifically designated to advise school officials on English Learner Program services.
- Every public school in California with 21 or more English learners must form an ELAC.
- The ELAC works closely with the site administrator to develop programs and services for English learners throughout the year.
- The ELAC will advise the School Site Council on the development of site goals.

Hidden Hills Statistics: Primary Languages 2023-2024



Hidden Hills has **55** English Learners who speak **15** different languages!

Foundational Skills of Language Learning

Reading

Teaching Vocabulary
Academic Vocabulary

Writing

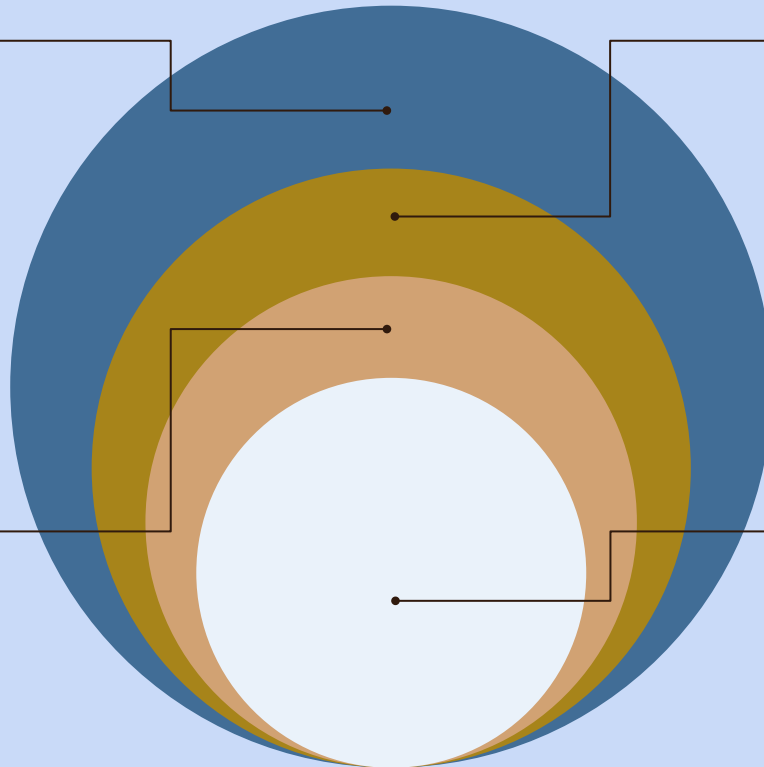
Think, Write, Pair, Share
Sentence Patterning
Write About an Experience

Speaking

Academic Conversations

Listening

Interactive Read Aloud



English Language Proficiency Assessment for California (ELPAC) Basics

The ELPAC is a test that is used to measure how well students in K–12th grade understand English when it is not their first language.

ELPAC has two parts:


Initial Assessment

The **initial** assessment is given to students if the student has a primary language other than English.

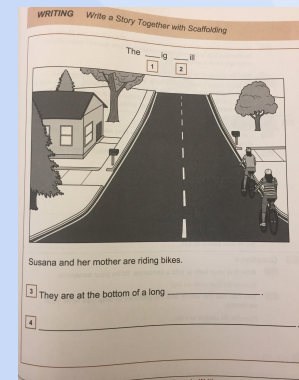
Summative Assessment

The **summative** assessment is given to students *each year* who are identified as an English Learner to monitor growth through the years.

ELPAC Basics English Language Proficiency Assessments



The ELPAC Tests Four Different Areas



Listening

Speaking

Reading

Writing

ELPAC is aligned with the [California English Language Development Standards](#).

ELPAC Levels: Initial

What Students Can Do At Each Level

Initial Fluent English Proficient Level (450–600)

Students at this level have **well developed** oral and written English skills. They can use English to learn and communicate in meaningful ways. They may occasionally need help using English.

Intermediate English Learner Level (370–449)

Students at this level have **somewhat to moderately developed** oral and written English skills. They may sometimes be able to use English to learn and communicate in meaningful ways. They may need some help to communicate about familiar topics in English and more help on less familiar topics.

Novice English Learner Level (150–369)

Students at this level are **beginning to develop** oral and written English skills. They may be able to use known words and phrases to communicate meaning at a basic level. They may need substantial help using English.

ELPAC Levels:

The Summative ELPAC is taken every year until the student scores at a Level 4

What Students Can Do At Each Level

LEVEL 1

(1150–1373)

Beginning to Develop

May know some English words and phrases

LEVEL 2

(1374–1421)

Somewhat Developed

Can often use English to communicate simple ideas

LEVEL 3

(1422–1473)

Moderately Developed

Can usually use English to learn new concepts in school

LEVEL 4

(1474–1700)

Well Developed

Can consistently use English to learn new concepts in school

District Reclassification Criteria

- In September 2022, the DELAC approved the Reclassification Criteria
- [Link](#) to More Information on the SRVUSD Website

Grade Level/Grade Span	ELPAC-Annual (English Language Proficiency Acquisition of California)	Teacher Evaluation	Basic Skills Assessment	Parent Approval
Kindergarten	ELPAC overall score of 4 (well developed)	2 or 3 in ELA on the standards-based report card or teacher appeal to override low-grade. Teacher summary of student's progress.	DIBELS/ESGI ESGI: 3 DIBELS: At or Above Benchmark	Consultation with Parents/Guardians
1st -2nd Grades	ELPAC overall score of 4 (well developed)	2 or 3 in ELA on the standards-based report card or teacher appeal to override low-grade. Teacher summary of student's progress.	DIBELS/Fastbridge DIBELS: At or Above Benchmark FB: Low-Risk	Consultation with Parents/Guardians
3rd-5th Grades	ELPAC overall score of 4 (well developed)	2 or 3 in ELA on the standards-based report card or teacher appeal to override low-grade. Teacher summary of student's progress.	DIBELS/Fastbridge DIBELS: At or Above Benchmark FB: Low-Risk Or CAASPP: Meeting Standard	Consultation with Parents/Guardians
4th-5th Grades	ELPAC overall score of 4 (well developed)	2 or 3 in ELA on the standards-based report card or teacher appeal to override low-grade. Teacher summary of student's progress.	Fastbridge: Low-Risk or CAASPP: Meeting Standard in Grade 5	Consultation with Parents/Guardians

Percentage (%) of HHES Students Receiving a Mean Scale Score of Level “4” By Year

Data provided by California Department of Education
<https://caaspp-elpac.ets.org/>









<u>Year</u>	<u>Percentage (%)</u>
2017-18	73%
2018-19	37%
2019-20	~ N/A due to COVID ~
2020-21	60%
2021-22	31%
2022-23	33%

HHES vs State of CA

Summative ELPAC Scores









2020-21

Overall Performance

Reporting Categories	Hidden Hills Elementary	State of California
Mean Scale Score	N/A	N/A
 Level 4 	66.00 %	13.98 %
 Level 3 	28.00 %	33.66 %
 Level 2 	6.00 %	32.57 %
 Level 1 	0.00 %	19.79 %









2021-22

Overall Performance

Reporting Categories	Hidden Hills Elementary	State of California
Mean Scale Score	N/A	N/A
 Level 4 	30.95 %	15.57 %
 Level 3 	33.33 %	35.23 %
 Level 2 	26.19 %	30.73 %
 Level 1 	9.52 %	18.47 %

2022-23

Overall Performance

Reporting Categories	Hidden Hills Elementary	State of California
Mean Scale Score	N/A	N/A
 Level 4 	32.61 %	16.50 %
 Level 3 	47.83 %	33.77 %
 Level 2 	17.39 %	29.40 %
 Level 1 	2.17 %	20.33 %

Weekly+ EL Support

Depending on need, English Learners may receive additional EL support from the ELD Specialist or Instructional Assistant on a weekly basis, or even 2-3 times a week. Small group and/or individual instruction focuses on the following:


- ***Language Power* Curriculum**
- **ELlevation Resources**
- **How to Create Your Own Graphic Novel Curriculum**
- **Enhance writing skills:**
 - Descriptive Writing (using sensory details)
 - Personal Narrative
 - How-to / Sequence
 - Compare & Contrast
 - Short Report / Research Facts
 - Opinion / Persuasive



Close-up Look at the NEW *Language Power* Curriculum

Presented by Mrs. Lee





- **Conversational Speaking to Build Vocabulary - Question of the Day/"Say It" and Carousel of Ideas**
- **Speech & Presentation Skills** - Read *Newseleα* articles and give an oral presentation summarizing the articles
- **Reading Comprehension** - Main Idea, Compare & Contrast, etc.
- **Enhance writing skills:**
 - *Sequence & Write Cards*
- **Educational Games:** Cause & Effect, Boggle & More



Tips on Supporting Your Children

Take home our handouts that include some games and activities to make learning fun to improve all children's English literacy skills:

- **Rhyming Words**
- ***Name 3* – A Game of Classification**
- ***Spot the Difference* – A Game of Categories**
- ***Copy Me* – A Game of Listening**



Make a Turkey Holding a Pumpkin #1 Teacher Instructions

1. First, find the leaves with 2 acorns. Place the sticker with the 2 acorns pointing downward and touching the top of the black Pilgrim hat.
2. Next, find the turkey drumstick and place it directly above the red buckle. Make the white bone part point to your right.
3. Then, get the two eyes with a star in the black part and place the eyes directly under the hat. Make sure the stars are in the upper left corners of the eyes, with the white dot under the star, so it looks like the turkey is looking to your left.
4. After that, get the beak with the red waddle hanging down to your left and place it in the middle of the turkey's face, under the eyes. The red waddle should be to your left of the pumpkin stem.

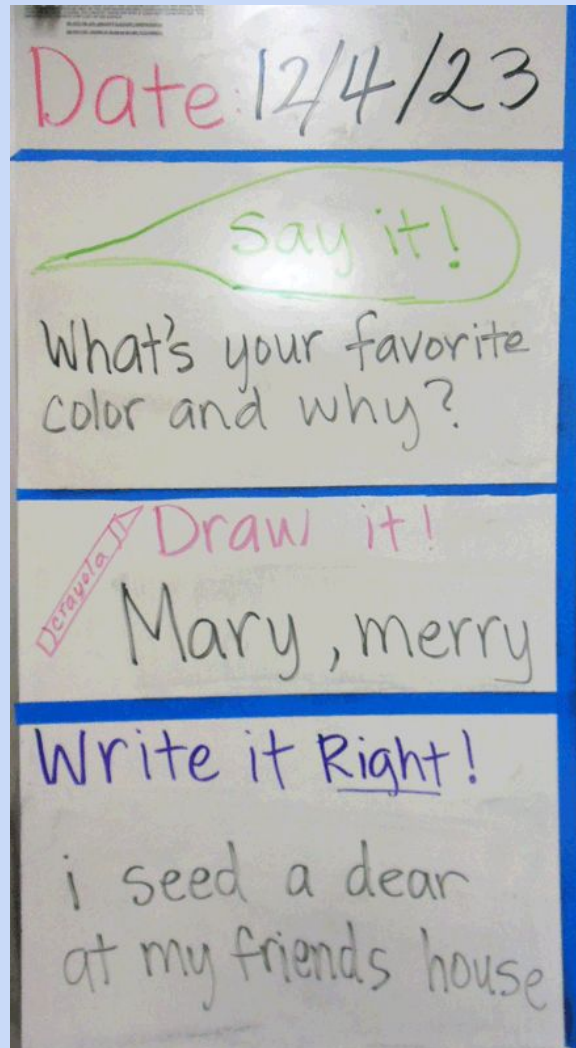



Finally, find the Thanksgiving banner and center it in the middle, directly underneath the turkey's feet, so it looks like he is standing on top of the banner. Make sure his feet do NOT touch the banner.

Additional Activities

You can also do the following activities at home to make learning fun. Encourage children to practice their speaking skills, increase vocabulary, and improve their grammar and proofreading skills.

• Daily Practice:

- Say It!
- Draw It!
- Write it Right!



Day	Item	Question / Homophones / Incorrect Sentence
Day 1	Say It! Draw It! Write It Right!	What is your favorite activity to do at the park and why? I, eye my puppy's name is pepper / My guppy's name is Pepper.
Day 2	Say It! Draw It! Write It Right!	What makes you smile and why? sun, sun will Sam go with us? / Will Sam go with us?
Day 3	Say It! Draw It! Write It Right!	Who is your best friend and why? one, won we went to Mary's house on Monday / We went to Mary's house on Monday.
Day 4	Say It! Draw It! Write It Right!	Where do you like to go on the weekends and why? fox, four I seed a cat sitting on sofa / I saw a cat sitting on the sofa.
Day 5	Say It! Draw It! Write It Right!	What is your favorite animal and why? ate, eight Kate and me went to beach / Kate and I went to the beach.
Day 6	Say It! Draw It! Write It Right!	What makes you laugh and why? he, two me sister see a bee on some head / My sister saw a bee on Tom's head.
Day 7	Say It! Draw It! Write It Right!	What is your favorite dessert and why? new, knew I bought a knew bike / I bought a new bike.
Day 8	Say It! Draw It! Write It Right!	How do you get to school and why? our, or am going to main street / I'm going to Main Street.
Day 9	Say It! Draw It! Write It Right!	What kinds of books do you like to read and why? son, sun to your brother's going home / Is your brother, Tim, going home?
Day 10	Say It! Draw It! Write It Right!	What's your favorite game and why? (video, board, playground game, etc.) ant, aunt did you see your ant and uncle on Sunday / Did you see your aunt and uncle on Sunday?
Day 11	Say It! Draw It! Write It Right!	What's the best vacation you ever had and why? blew, blue me dad are happy / My dad is happy.
Day 12	Say It! Draw It! Write It Right!	If you could have one super power, what would it be and why? bored, board do you like to play board games like Monopoly / Do you like to play board games like Monopoly?
Day 13	Say It! Draw It! Write It Right!	What's your favorite restaurant and why? meat, meat me and my cousin plays basketball / My cousin and I play basketball.
Day 14	Say It! Draw It! Write It Right!	What does the smell of rain remind you of? tail, tale they was hide from their friend / They hid from their friend.
Day 15	Say It! Draw It! Write It Right!	What is your favorite ice cream flavor and why? flower, flour there dogs likes to chase cars / These dogs like to chase cars.
Day 16	Say It! Draw It! Write It Right!	If you lived in a zoo, what kind of animal would you be and why? heat, hair we comed to a hot sandy beach / We went to a hot, sandy beach.

Writing - Use Graphic Organizers

Teach children to “brainstorm” by jotting down ideas before actually writing.

- In **“How-To” writing**, we visualize 4 steps by sketching, and use sequence words, such as **First, Next, Then, and Finally.**
- In **“Compare & Contrast”** writing, we use a Venn diagram and specific **comparison** signal words (**both, same, just as**) or **contrast** signal words (**but, yet, although**).

How-To... Brush Your Teeth

The graphic organizer is a vertical sheet of paper with a title 'How-To... Brush Your Teeth' at the top. It is divided into four numbered steps, each with a sketch and a sequence word written to the right. Step 1 shows a cup of water and the word 'First,'. Step 2 shows a toothbrush with the word 'Next,'. Step 3 shows a cup of water and the word 'Then,'. Step 4 shows a toothbrush and the word 'Finally,'. To the right of the steps is a table with the heading 'How to' and 'Materials Needed'. The table has four rows, each corresponding to a step, with a box for the step number and a series of lines for the materials needed.

How to	Materials Needed
1.	
2.	
3.	
4.	

Similarities:

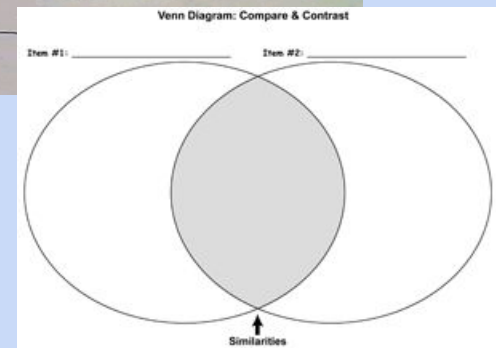
- Both pictures...
- The _____ is the same
- Just as _____, so _____

Differences:

One _____, but _____


One _____, yet _____

Although _____



How can you support your EL child?

- **Get involved at Hidden Hills!** Join PTA, School Site Council, Hawks Ed Fund, volunteer for events and field trips, and participate on our ELAC Committee!
- **Ask your child clarifying questions** about what they read, their homework, and their friendships at school.
- **Communicate with your child's teacher** to learn ways to support your child's academic progress.
- **Visit the ELRise! Website** with handouts for parents:
<https://sites.google.com/seal.org/elr-for-families/resources>



Participate in the Annual ELAC International Festival in March 2024!

Check out the videos from last year's International Festival Flipgrid site to encourage your child to film and post a Flipgrid video next year!

[2023 Flipgrid International Festival](#)

Save the Date for our 2023 HHES ELAC/International Festival Night
Friday, Feb. 24 @ 6-8 pm in the HHES MPR • [Sign-up TODAY!](#)

HIDDEN HILLS ONLINE ELAC INTERNATIONAL FESTIVAL

DEADLINE
to upload videos:
Friday Feb. 24

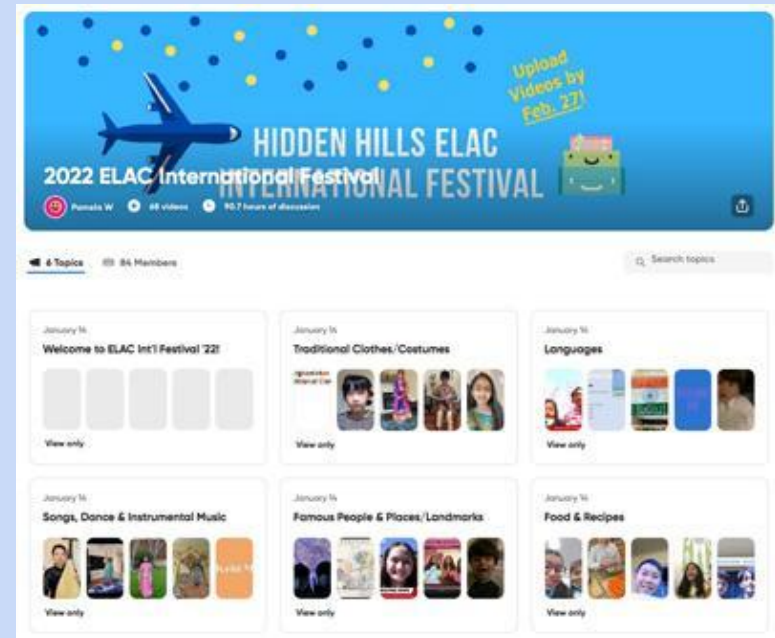
Enrich our school by sharing your culture!
Make a video about any of the following topics:

- Arts & Crafts
- Clothing/costumes
- Food & Recipes
- Languages
- Music: songs, dance, and/or instruments

Express your creativity by inviting your friends to make a video with you!

SCHOOL COMMUNITY EVENT
SHARE YOUR VIDEOS ON  **Flipgrid**
AND HAVE FUN!

Upload Videos to Flipgrid:
<https://flip.com/aa4295f6>





Volunteers Needed!

If you have any questions, please contact:

Pam Wong, pwong@srvusd.net
ELD Instructional Assistant



Melodie Huynh, Mhuynh@srvusd.net
Principal

Susie Lee
slee3@srvusd.net
ELD Specialist



Thank you!